NOTE: PLEASE CAULK ALL INTERNAL AND EXTERNAL JOINTS.
RECOMMENDED FOR BEST WEATHER SEAL.

REV	DESCRIPTION	REVISIONS AND APPROVAL	DATE	APPROVED

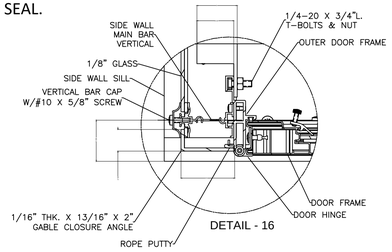

DETAIL - 16

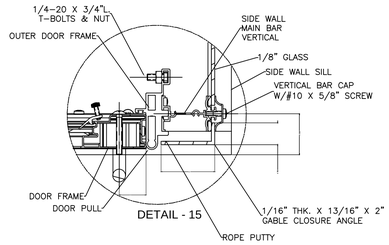

DETAIL - 15

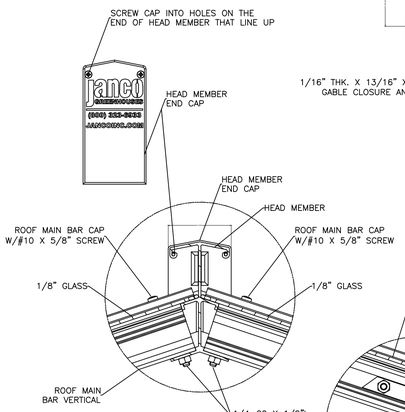

DETAIL - 3

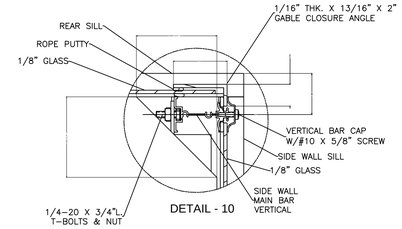

DETAIL - 10

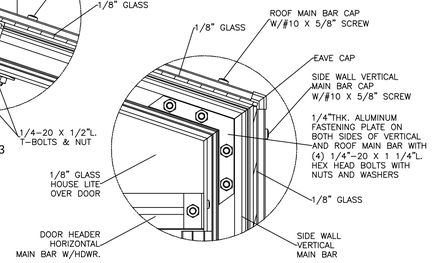

DETAIL - 9

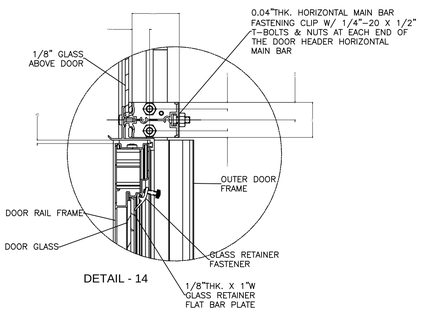

DETAIL - 14

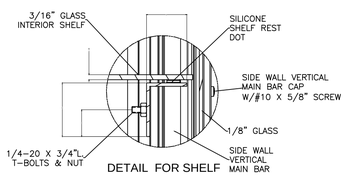

DETAIL FOR SHELF

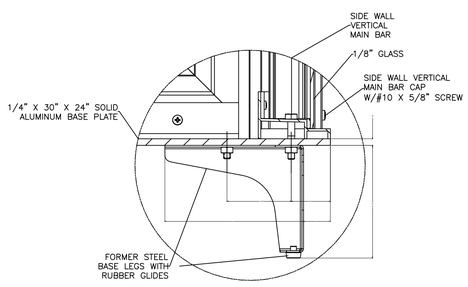

DETAIL - 7

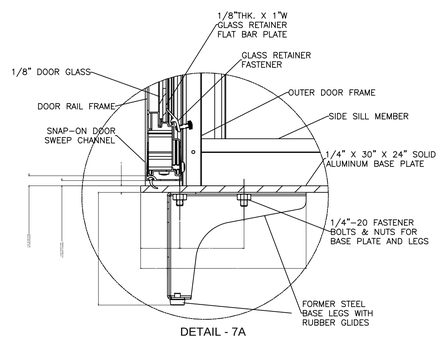

DETAIL - 7A

LAYOUT VIEWS

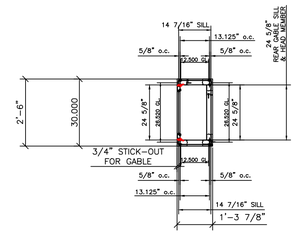

LAYOUT PLAN

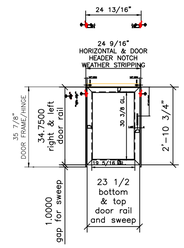

DOOR LAYOUT

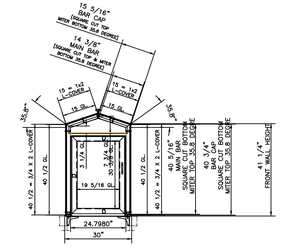

FRONT GABLE LAYOUT

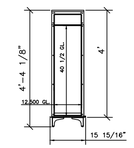

SIDE LAYOUT (REVERSE SIDE MIRRORED)

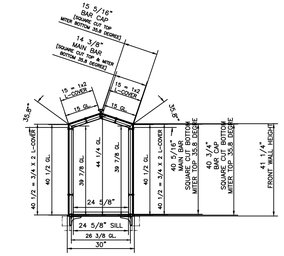

REAR GABLE LAYOUT

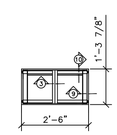

PLAN VIEW

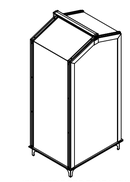
ISOMETRIC TOP REAR VIEW

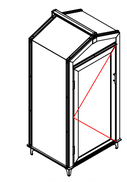
ISOMETRIC TOP FRONT VIEW

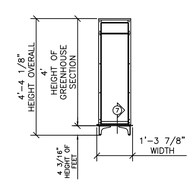

LEFT SIDE LAYOUT

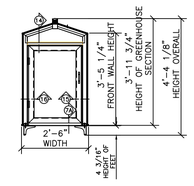

FRONT GABLE

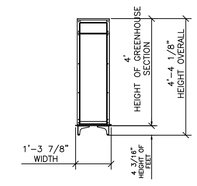

RIGHT SIDE LAYOUT

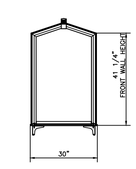

REAR GABLE LAYOUT

© 2023 JANCO INC.

NOTE:
THE INSTRUCTION MANUAL CONTAINS GENERAL GUIDELINES FOR INSTALLATION OF A JANCO GREENHOUSE UNIT. IT IS BASED ON A STANDARD, OUT-OF-THE-BOOK GREENHOUSE BEING INSTALLED ON A PREPARED SITE. FOR PROPER INSTALLATION, THIS MANUAL MUST BE USED IN CONJUNCTION WITH THE CUSTOMER-APPROVED DRAWINGS (CONTAINING SPECIFIC DETAILS) AND THE INCLUDED GREENHOUSE PACKING LIST WITH ATTACHED GLASS/METAL LAYOUT SHEETS.
JANCO GREENHOUSE. ASSUMES NO RESPONSIBILITY FOR ANY INSTALLATION OR SITE PREPARATION, OR FOR ANY DISCREPANCIES BETWEEN THE CUSTOMER-APPROVED BLUEPRINTS AND THE INSTALLATION SITE. ANY SITE ADJUSTMENTS FOR THE GREENHOUSE TO FIT PROPERLY MUST BE MADE BEFORE INSTALLATION IS STARTED. PLEASE CHECK WITH LOCAL BUILDING CODES FOR REQUIREMENTS OF WALL CONSTRUCTION, HEADERS, ANCHORS, ETC.
DURING INSTALLATION, SEALANT (NOT PROVIDED) MUST BE APPLIED AT ALL EXPOSED MATERIAL JOINTS INCLUDING, BUT NOT LIMITED TO, SILL ANCHOR HOLES, SILL UNDERSIDE AND ENDS, SILL AND HEAD MEMBER SPLICE JOINTS, DOOR HEADERS, BACK-TO-BACK RIDGES, ALL FLAT CAP/GLAZING JUNCTIONS, HORIZONTAL-TO-VERTICAL METAL JUNCTIONS, AND RUBBER JOINTS. RECOMMENDED SEALANT IS ONE-PART URETHANE OR SILICONE (GRADE 795 OR BETTER) CAULK.
ONCE INSTALLATION IS COMPLETED, AND ALL SEALANT HAS PROPERLY DRIED (SEE SEALANT MFG's RECOMMENDATIONS), THE ENTIRE GREENHOUSE MUST BE WATER TESTED WITH A HOSE AND NOZZLE. THE WATER SHOULD BE AIMED TO SIMULATE MODERATE-TO-HEAVY RAINS, AND SHOULD BE TESTED FROM THE BOTTOM OF THE GREENHOUSE UP TOWARDS THE TOP. IF THERE IS ANY WATER INFILTRATION, THE TEST CAN BE STOPPED, THE AREA REPAIRED, AND, AFTER THE SEALANT HAS PROPERLY DRIED, THE TESTING RESUMED.

FOR QUESTIONS REGARDING MISSING/DAMAGED MATERIALS, PLEASE CALL YOUR SALESMAN.

APPROVAL NOTE:

BASED ON OUR INTERPRETATION OF THE PROJECT PLANS AND THE SPECIFICATIONS WHICH HAVE BEEN MADE AVAILABLE TO US, WE HAVE PREPARED THESE SHOP DRAWINGS TO ILLUSTRATE OUR UNDERSTANDING OF WHAT HAS BEEN ORDERED, AND WHAT WE INTEND TO FURNISH.
BEFORE WE CAN ACTIVATE THIS ORDER FOR PRODUCTION, WE NEED THE APPROVAL OF:
(1) THE ARCHITECT DESIGNER OF THE PROJECT, INDICATING THAT THESE DRAWINGS COMPLY WITH THE PLANS AND SATISFY ALL RELATED DESIGN SPECIFICATIONS, AND
(2) THE CONTRACTOR OR SUCH OTHER PERSON RESPONSIBLE FOR THE SITE PREPARATION, INDICATING THAT WE CAN PROCEED TO MANUFACTURE THE MATERIALS RELYING ON THIER ASSURANCE THAT THE SITE HAS BEEN OR WILL BE PREPARED IN ACCORDANCE WITH ALL DIMENSIONS CONTAINED IN THESE SHOP DRAWINGS.
PLEASE TAKE THIS APPROVAL PROCESS SERIOUSLY, AND REVIEW CAREFULLY FOR ACCURACY AND NOTE ANY EXCEPTION, OMISSIONS, AND OR CHANGES REQUIRED. ONCE THESE DRAWINGS HAVE BEEN APPROVED, THEY WILL SERVE AS THE BASIS FOR MANUFACTURING AND THE RESULTING FULFILLMENT OF OUR CONTRACTUAL OBLIGATIONS.

UNDERSTOOD AND APPROVED:
(1) AS TO DESIGN SPECIFICATIONS: _____
DATE:_____
(2) AS TO SITE PREPARATION: _____
DATE:_____

CHECK ONE OF THE FOLLOWING:
_____ APPROVED w/NO CHANGES
_____ APPROVED AS NOTED
_____ REVISE & RESUBMIT

Garden Curio

1 – STANDARD PANEL @ 30" x 16"
2 – LEFT & RIGHT GABLE ENDS
1 – 23 1/2" X 34 3/4" HOBBY SWING DOOR (HINGE RIGHT, SWING OUT) (CENTERED IN FRONT GABLE)

GREENHOUSE SPECIFICATIONS

ROOF GLASS [BETTER]: CLEAR TEMPERED SAFETY (1/8" O.A. THICKNESS)
WALL GLASS [BETTER]: CLEAR TEMPERED SAFETY (1/8" O.A. THICKNESS)
FINISH: FRAME FINISH TO BE MILL/BRONZE/WHITE FINISH
GASKETS: ROPE PUTTY

Janco GREENHOUSES AND GLASS STRUCTURES
Laurel Lane Enterprises L.L.C.
3333 SOUTH FRASER ST, GEORGETOWN, SC 29440
(410) 392-7875
Fax: (843) 261-5578

DRAWN/CHK'D: RMK ISSUED 03/07/2023	CUSTOMER: STANDARD CURIO SYSTEM	END USER:
CODE IDENT NO 1138-2222		
DWG NO RK-2222	SCALE: 3/8" = 1'-0"	SHEET 1 OF 1